

# **SIMPLE T2P**

## **GUI Version**

Version 1.1

## **User Guide**

March 10th 2008

Please print this User Guide for easy reference

# Table of contents

- Introduction.....3
- Installation .....3
- Demo Version.....3
- Requirements .....4
- How to use.....4
  - Start .....4
  - Extras.....6
  - Convert .....7
  - Exit.....7
  - About.....7
- Technical Support.....8
- Other Software .....8
- Licensing .....8
- Copyright .....8
- License Agreement.....9

## Introduction

The T2PSimpleDir.exe program converts TIFF files to PDF files. It is a user interface program. It converts single page TIFF's to single page PDF's ; multi page TIFF's to equivalent multi page PDF's ; etc.

We have tried to concentrate on the 3 (three) most important features :

- Easy installation
- User-friendly so that the user does not have to contemplate
- Fast conversion which means economical and time saving
- Although many other files are existent, ONLY TIFF files are shown from the folder chosen

## Installation

The program files

- an msi (user-friendly) file. Download this file to any directory and double click on it. Please follow the instructions you will see on the screen.
- a zip file for manual installation (recommended for experts). After unzipping you will find two files: SIMPLET2P.EXE and T2PDF.EXE. Place both files in a directory where you have read and write permission and call SIMPLET2P.

can be downloaded from:

[www.expert-tools.com](http://www.expert-tools.com) (English)

[www.hsm.ch](http://www.hsm.ch) (German)

as a demo (only msi) or can be bought online.

## Demo Version

The Demo Version is intended for you to test the program for its suitability. The Demo Version outputs PDF files that are crippled

With a fine diagonal line drawn from the upper right corner to the lower left corner of the image. The licensed version will not cripple the image in any way.

The trial version (only msi) can be downloaded at:

[www.expert-tools.com](http://www.expert-tools.com) (English)

[www.hsm.ch](http://www.hsm.ch) (German)

## Requirements

- Windows VISTA, 2003, XP, 2000 & NT. Windows 95/98 is not supported.
- 512 or more Memory

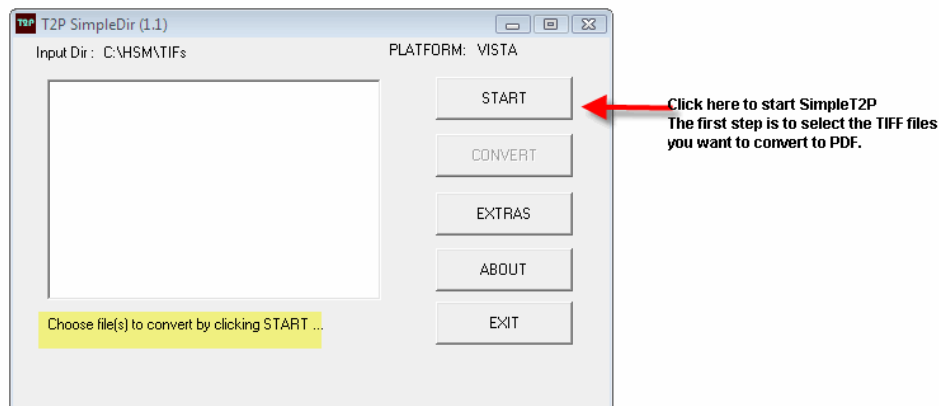
## How to use

The screenshots show (without long explanations) how to use this utility.

The Utility shows the operating system (shown in the upper left side) you are using.

## Start

### Step 1



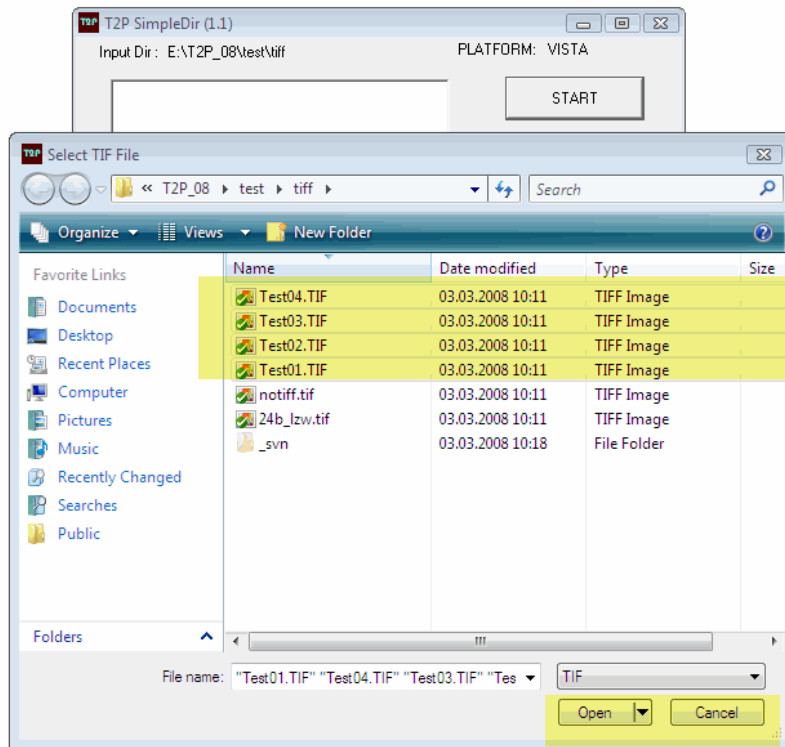
Choose the ,input' directory from where the TIFF files you require. The 'InputDir' (upper left corner) will show the directory/folder from where you choose the TIFFs

## Step 2

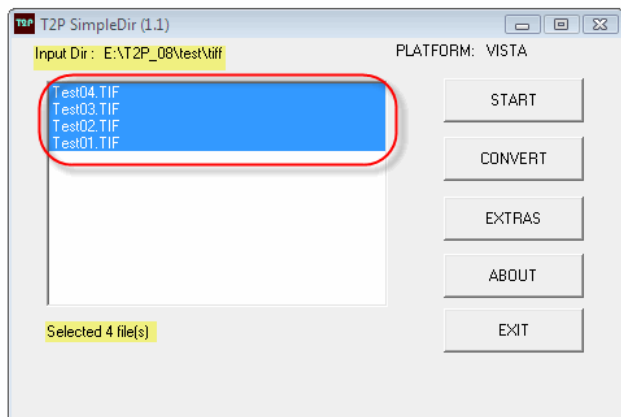
Mark the files you want to convert and click on ,Open'. The number of files chosen/marked are shown in the lower left corner.

OR

,Cancel' if the files shown are not the ones to be converted.



Select one, multiple or all TIFF files in a folder using the standard Windows files dialog. As shown, 4 files (Test01 - Test04-TIF) have been selected. Press open to go on converting or cancel.



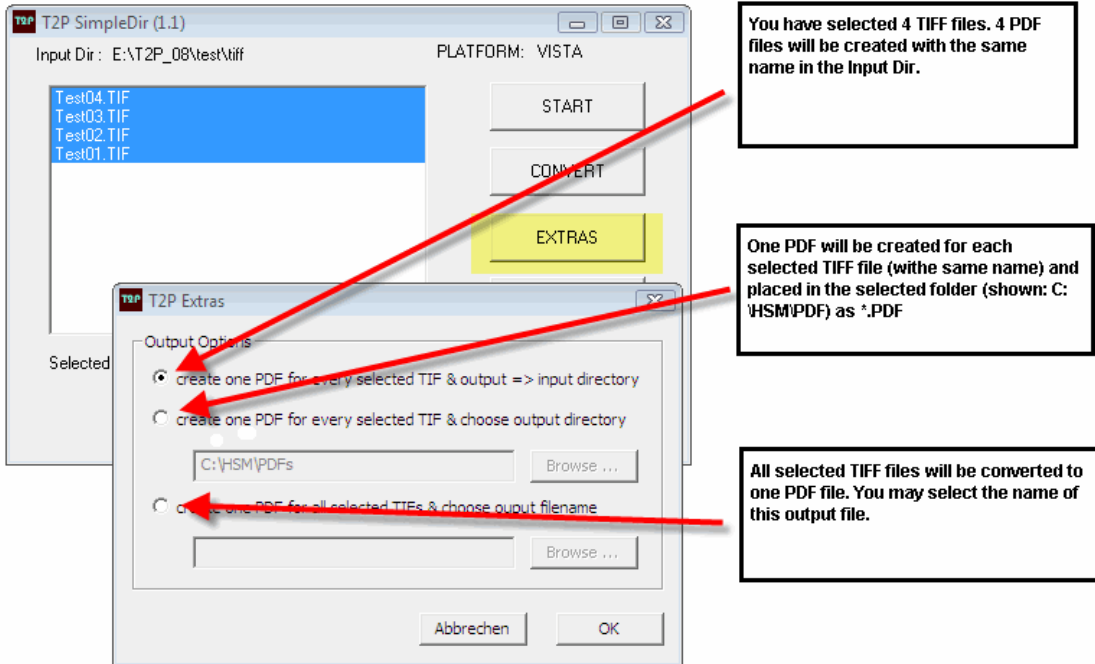
The files you selected will appear highlighted in the main window. You may :

- 1) Discard the selection and start again.
- 2) Convert the selected files to PDF's and place them in the same folder where the TIFF files are; the Input Dir is shown in the upper left corner.
- 3) Use EXTRAS to choose your individual settings (one or multiple PDF's - output directory).
- 4) Click EXIT to finish without converting.

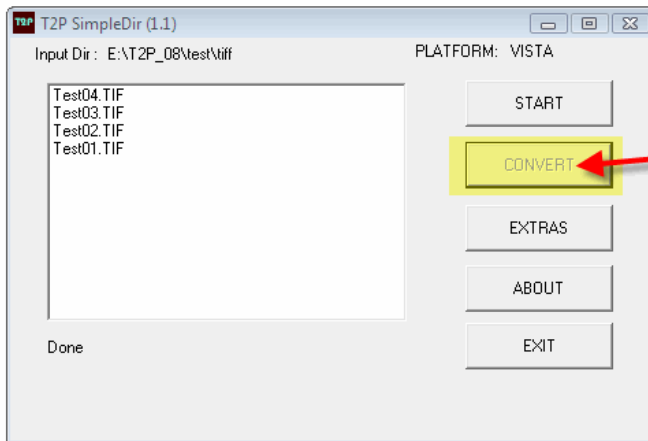
## Extras

Under 'Extras' the location of the files to be converted can be set as well as for single or multiple tiff files.

You have 3 (three) options :



## Convert



Click on CONVERT and the selected FILES will be processed accordingly. If the process is finished successfully you will see "Done" on the lower left corner. During the process you will see "Convert ..." and the name of the file been converted.  
If the application cannot convert the TIFF file you will see "Failed" and the TIFF file rests highlighted.

On conversion to PDF 'Done' will appear and the TIFF's which are converted will no longer be displayed.

If a TIFF file cannot be converted, this file will still be displayed and highlighted. 'Failed' will appear in the bottom left corner.

## Exit

On completion of conversion click on 'EXIT'

## About

On clicking this button, all information (licensing/registration) will be displayed.

## Technical Support

For technical support please contact [support@hsm.ch](mailto:support@hsm.ch)

## Other Software

Please visit [www.expert-tools.com/ENGLISH/](http://www.expert-tools.com/ENGLISH/) for other useful software, such as:

- Informatik Image Driver is a high-performance driver that converts any printable Windows document to TIFF, PDF (and other formats).
- TIFF2PDF utilities convert TIFF files to PDF.
- Textlog Driver extracts text from text-based Windows documents.
- Other conversion utilities for PNG, PDF, TIFF and other graphics formats.

## Licensing

For licensing fees please visit: [www.expert-tools.com/ENGLISH/prices.html](http://www.expert-tools.com/ENGLISH/prices.html)

Please note that the demo version outputs PDF files crippled with a diagonal line drawn across the image. The licensed version does not draw such a line.

## Copyright

Copyright 2007-2008 HSM Informatik AG. All Rights Reserved.

# License Agreement

HSM Informatik AG ("LICENSOR")

**IMPORTANT - READ CAREFULLY:** This License Agreement is a legal agreement between you and the supplier of the PDF2TIFF SOFTWARE(s) identified above which may include associated software components, media, printed materials, and "online" or electronic documentation ("SOFTWARE"). By installing, copying, or otherwise using the SOFTWARE, you agree to be bound by the terms of this License Agreement. If you do not accept the terms of this License Agreement, do not install or use the SOFTWARE.

The SOFTWARE is protected by copyright laws and international copyright treaties, as well as other intellectual property laws and treaties. The SOFTWARE is licensed, not sold.

1. GRANT OF LICENCE: The SOFTWARE is licensed as follows:

a) Developers License:

Installation and Use: LICENSOR grants you the right to install and use a single copy of the SOFTWARE on your computer for the development of one (1) application ("APPLICATION"). The SOFTWARE must be a minor part of your APPLICATION. The application must be an end-user APPLICATION, it must NOT be a wrapper program, and must not be a toolkit or a component that can be used as development tools or utilities in other applications. The software must not be used in the form of a static library. The APPLICATION must NOT be used on a web server, unless specifically approved in advance by the LICENSOR in writing. If the SOFTWARE is used in more than one application, a license is required for each such application.

b) Single-user or multi-user version (command-line and user-interactive versions only): LICENSOR grants you the right to install and use a single copy of the SOFTWARE on one computer in the case of a single-user license, or on the specific number of computers licensed in a multi-user license. Installation on a server requires the server version. The SOFTWARE must not be used for development of an application. The SOFTWARE must only be used by the licensee; it must not be distributed to other companies or persons, without a prior written agreement by the LICENSOR.

Backup Copies: You may also make copies of the SOFTWARE as may be necessary for backup and archival purposes.

2. DESCRIPTION OF OTHER RIGHTS AND LIMITATIONS:

Maintenance of Copyright Notices: You must not remove or alter any copyright notices on all copies of the SOFTWARE.

Distribution: In the case of a Developers License, you may freely distribute the APPLICATION that uses the SOFTWARE, subject to the limitations outlined in this LICENSE AGREEMENT. You may not distribute copies of the documentation relating to the use of the SOFTWARE. Your APPLICATION must include the SOFTWARES' copyright statement "Portions of this application were created using software by

HSM Informatik AG. All Rights Reserved.

- Prohibition on Reverse Engineering, De-compilation, and Disassembly: You may not reverse engineer, de-compile, or disassemble the SOFTWARE.
- Rental: You may not rent, lease, or lend the SOFTWARE.
- Transfer: You may not transfer all of your rights under this License Agreement without the prior agreement of the LICENSOR in writing.
- Compliance with Applicable Laws: You must comply with all applicable laws regarding use of the SOFTWARE.

3. TERMINATION: Without prejudice to any other rights, LICENSOR may terminate this License Agreement if you fail to comply with the terms and conditions of this License Agreement. In such event, you must destroy all copies of the SOFTWARE.

4. COPYRIGHT: All titles, including but not limited to copyrights, in and to the SOFTWARE and any copies thereof are owned by HSM Informatik AG. All rights, not expressly granted, are reserved by copyright holder.

(c) HSM Informatik AG, 2007-2008.

5. NO WARRANTIES: LICENSOR or its agents, suppliers, and distributors expressly disclaim any warranty for the SOFTWARE. THE SOFTWARE AND ANY RELATED DOCUMENTATION IS PROVIDED "AS IS" WITHOUT WARRANTY OF ANY KIND, EITHER EXPRESS OR IMPLIED, INCLUDING, WITHOUT LIMITATION, THE IMPLIED WARRANTIES OR MERCHANTABILITY, FITNESS FOR A PARTICULAR PURPOSE, OR NONINFRINGEMENT. THE ENTIRE RISK ARISING OUT OF USE OR PERFORMANCE OF THE SOFTWARE REMAINS WITH YOU.

6. LIMITATION OF LIABILITY: To the maximum extent permitted by applicable law, in no event shall LICENSOR or its suppliers, agents, resellers, be liable for any special, incidental, indirect, or consequential damages whatsoever (including, without limitation, damages for loss of business profits, business interruption, loss of business information, or any other pecuniary loss) arising out of the use of or inability to use the SOFTWARE or the provision of or failure to provide Support Services, even if LICENSOR or its suppliers, agents, resellers have been advised of the possibility of such damages.

7. Licensee agrees that the trial version was fully tested prior to purchase of the SOFTWARE and it is clearly understood that the license fee is NOT REFUNDABLE.

8. The place of jurisdiction is Lucerne, Switzerland.